

BELLARMINA

LACROSSE RECORD BOOK

DILLON
WARD

2013
ALL-AMERICAN

NO. 3 OVERALL
NLL DRAFT PICK





BELLARMINE

KNIGHTS LACROSSE

Career

MOST POINTS

1. 149 - Adam Gardner (104g, 45a) - 2005-08
2. 140 - Garrett Kikot (85g, 55a) - 2005-06
3. 97 - Derek Hopcroft (70g, 27a) - 2007-10
4. 92 - Cameron Gardner (71g, 21a) - 2011-14
5. 90 - Shane Andersen (62g, 28a) - 2006-10
6. 83 - Jarrett Davis (39g, 44a) - 2007-10
7. 82 - Ray Finnegan (52g, 30a) - 2005-09
8. 80 - Sean Doyle (64g, 16a) - 2009-10
9. 75 - Shawn Evans (52g, 23a) - 2005
10. 74 - Karsen Leung (29g, 45a) - 2009-13

MOST GOALS

1. 104 - Adam Gardner - 2005-08
2. 85 - Garrett Kikot - 2005-06
3. 71 - Cameron Gardner - 2011-14
4. 70 - Derek Hopcroft - 2007-10
5. 64 - Sean Doyle - 2009-10
6. 62 - Shane Anderson - 2006-10
7. 53 - Austin Shanks 2014-15
8. 52 - Shawn Evans - 2005
- 52 - Ray Finnegan - 2005-09
10. 46 - Michael Ward - 2010-13

MOST ASSISTS

1. 55 - Garrett Kikot - 2005-06
2. 45 - Karsen Leung - 2009-13
45 - Adam Gardner - 2005-084. 44 - Jarrett Davis - 2007-10
- 40 - Chase Williams - 2007-10
- 30 - Ray Finnegan - 2005-09
- 28 - Shane Anderson - 2006-10
- 27 - Derek Hopcroft - 2007-10
- 26 - Colton Clark - 2009-12
- 23 - Shawn Evans - 2005
- 23 - Ryan Scinta - 2012-15

MOST GROUNDBALLS

1. 200 - Bobby Snider - 2006-09
2. 188 - Geoff Griffiths - 2005-08
3. 137 - Karsen Leung - 2009-13
4. 125 - Andrew Bulgarelli - 2009-12
5. 120 - Dillon Ward - 2010-13
- 120 - Bobby Schmitt - 2012-**
7. 116 - Craig Carson - 2009-12
8. 98 - Adam Lukanchoff - 2005-08
- 87 - Adam Gardner - 2005-08
- 86 - Sean Dobbs - 2005-06
- 86 - Colin Hart - 2012-15

MOST SHOTS ATTEMPTED

1. 240 - Derek Hopcroft (70 goals) - 2007-10
- 240 - Adam Gardner (104 goals) - 2005-08
3. 233 - Cameron Gardner (71 goals) - 2011-14
4. 226 - Shane Andersen (62 goals) - 2006-10
5. 210 - Garrett Kikot (85 goals) - 2005-06

6. 189 - Michael Ward (46 goals) - 2010-13
7. 183 - Ray Finnegan (52 goals) - 2005-09
8. 163 - Sean Doyle (64 goals) - 2009-10
9. 154 - Austin Shanks (53 goals) - 2014-15
10. 138 - Chase Williams (32 goals) - 2007-10

MOST SHOTS ON GOAL

1. 170 - Adam Gardner (104 goals) - 2005-08
2. 153 - Garrett Kikot (85 goals) - 2005-06
3. 150 - Derek Hopcroft (70 goals) - 2007-10
4. 142 - Cameron Gardner (71 goals) - 2011-14
5. 140 - Shane Andersen (62 goals) - 2006-10
6. 117 - Ray Finnegan (52 goals) - 2005-09
7. 106 - Michael Ward (46 goals) - 2010-13
8. 105 - Austin Shanks (53 goals) - 2014-15
9. 94 - Sean Doyle (64 goals) - 2009-10
10. 90 - Jarrett Davis (39 goals) - 2007-10

MOST SAVES

1. 576 - Dillon Ward (439 GA, 576 saves) - 2010-13
2. 444 - JC Hutchins (345 GA, 444 saves) - 2005-07
3. 278 - Scott Bowles (288 GA, 278 saves) - 2008-11
4. 130 - Will Haas (114 GA, 130 saves) - 2010-14
5. 127 - Drew Goethals (109 GA, 127 saves) - 2015
6. 118 - David Haas (115 GA, 118 saves) - 2006-09
7. 42 - Justin Burks (48 GA, 42 saves) - 2007-10

BEST FACEOFF W-L PCT. (MIN 50)

1. 0.525 - Bobby Snider (493-939) - 2006-09
- 2. 0.506 - Connor Harryman (83-164) - 2015-**
3. 0.500 - Craig Carson (207-414) - 2009-12
4. 0.478 - Reed Peterson (32-67) - 2007-08
5. 0.474 - Casey Carraro (27-57) - 2005
6. 0.470 - Grant Beczkalo (38-76) - 2011-14
- 7. 0.465 - Tyler Nangle (46-99) - 2014-**
8. 0.452 - Andrew Bulgarelli (251-555) - 2009-12
9. 0.448 - Sean Dobbs (151-337) - 2005-06
10. 0.447 - Stephen Soriano (117-262) - 2011-14

MOST CAUSED TURNOVERS

- 1. 53 - Bobby Schmitt - 2012-**
2. 41 - Colin Hart - 2012-15
3. 36 - Austin Powell - 2009-12
4. 35 - Karsen Leung - 2009-13
5. 32 - Geoff Griffiths - 2005-08
6. 27 - Sean Joyce - 2011-14
7. 26 - Ross Doan - 2009-12
8. 25 - Michael Bender - 2011-13
- 25 - John Russo - 2007-10
- 25 - Drew Soeder - 2008-11
- 25 - Trevor Timmerberg - 2009-13

Season

MOST POINTS

1. 88 - Garrett Kikot (53g, 35a) - 2005
2. 75 - Shawn Evans (52g, 23a) - 2005
3. 60 - Adam Gardner (36g, 24a) - 2005

4. 52 - Garrett Kikot (32g, 20a) - 2006
5. 44 - Austin Shanks (31g, 13a) - 2015
6. 43 - Sean Doyle (34g, 9a) - 2010
7. 42 - Adam Gardner (28g, 14a) - 2006
8. 38 - Chase Williams (13g, 25a) - 2010
9. 37 - Sean Doyle (30g, 7a) - 2009
- 37 - Derek Hopcroft (27g, 10a) - 2009

MOST GOALS

1. 53 - Garrett Kikot - 2005
2. 52 - Shawn Evans - 2005
3. 36 - Adam Gardner - 2005
4. 34 - Sean Doyle - 2010
5. 32 - Garrett Kikot - 2006
6. 31 - Austin Shanks - 2015
7. 30 - Sean Doyle - 2009
8. 28 - Adam Gardner - 2006
9. 27 - Derek Hopcroft - 2009
- 27 - Cameron Gardner - 2013

MOST ASSISTS

1. 35 - Garrett Kikot - 2005
2. 25 - Chase Williams - 2010
3. 24 - Adam Gardner - 2005
4. 23 - Shawn Evans - 2005
- 23 - Karsen Leung - 2013
6. 20 - Garrett Kikot - 2006
7. 18 - Jarrett Davis - 2010
8. 14 - Adam Gardner - 2006
- 14 - Jarrett Davis - 2009
- 14 - Chad Mitchell - 2014

MOST SHOTS

1. 124 - Garrett Kikot (53 goals) - 2005
2. 110 - Shawn Evans (52 goals) - 2005
3. 100 - Michael Ward (21 goals) - 2013
4. 92 - Derek Hopcroft (27 goals) - 2009
5. 87 - Austin Shanks (31 goals) - 2015
6. 86 - Garrett Kikot (32 goals) - 2006
7. 82 - Sean Doyle (34 goals) - 2010
- 82 - Cameron Gardner (27 goals) - 2013
9. 81 - Sean Doyle (30 goals) - 2009
- 10. 79 - Tucker Ciessau (24 goals) - 2014**

MOST SHOTS ON GOAL

1. 92 - Garrett Kikot (53 goals) - 2005
2. 76 - Shawn Evans (52 goals) - 2005
3. 61 - Garrett Kikot (32 goals) - 2006
4. 60 - Austin Shanks (31 goals) - 2015
5. 58 - Derek Hopcroft (27 goals) - 2009
6. 57 - Cameron Gardner (27 goals) - 2013
7. 54 - Adam Gardner (36 goals) - 2005
8. 52 - Shane Anderson (21 goals) - 2010
9. 51 - Michael Ward (21 goals) - 2013
10. 49 - Sean Doyle (34 goals) - 2010
- 49 - Derek Hopcroft (25 goals) - 2010

PROGRAM RECORDS

MOST GROUNDBALLS

1. 75	Sean Dobbs	2005
2. 71	Bobby Snider	2007
3. 66	Kyle Sorensen	2006
	66 Geoff Griffiths	2008
5. 56	Bobby Snider	2008
	56 Bobby Schmitt	2013
7. 54	Kyle Sorensen	2005
8. 52	Craig Carson	2010
9. 50	Craig Carson	2011
10.48	Andrew Bulgarelli	2011

MOST CAUSED TURNOVERS

1. 26	Bobby Schmitt	2013
2. 22	Michael Bender	2013
3. 20	Geoff Griffiths	2008
4. 19	Bobby Schmitt	2014
	Colin Hart	2015
6. 17	Austin Powell	2011
7. 16	Matt Campbell	2009
8. 14	Jon Esposito	2008
9. 13	Karsen Leung	2010
	13 Arden Wipf	2012
	13 Trevor Timmerberg	2013
13	Shane Healey	2014
	13 Sean Joyce	2014

FACE-OFF PERCENTAGE (MIN. 75 FOs)

1. .562	Bobby Snider (149-265)	2008
2. .555	Craig Carson (96-173)	2010
3. .544	Bobby Snider (141-259)	2007
4. .515	Bobby Snider (135-262)	2009
5. .506	Connor Harryman (83-164)	2015

MOST SAVES

1. 208	Dillon Ward	2013
2. 161	J.C. Hutchins	2007
3. 154	J.C. Hutchins	2006
4. 138	Dillon Ward	2011
5. 129	J.C. Hutchins	2005
6. 128	Dillon Ward	2012
7. 127	Drew Goethals	2015
8. 119	Will Haas	2014
9. 112	Scott Bowles	2009
10. 102	Dillon Ward	2010

SAVE PERCENTAGE

1. .662	Dillon Ward (106GA, 208S)	2013
2. .568	J.C. Hutchins (98GA, 129S)	2005
	.568 JC Hutchins (117GA, 154S)	2006
4. .553	J.C. Hutchins (130GA, 161S)	2007
5. .548	Dillon Ward (114GA, 138S)	2011
6. .538	Drew Goethals (109GA, 127S)	2015

7. .536	Will Haas (103GA, 119S)	2014
8. .528	Davis Haas (50GA, 56S)	2008
9. .515	Dillon Ward (96GA, 102S)	2010
10. .510	Dillon Ward (123GA, 128S)	2012

GOALS-AGAINST AVG. (MIN. 400 minutes)

1. 7.68	Dillon Ward (106GA, 828min)	2013
2. 8.08	JC Hutchins (98GA, 728min)	2005
3. 8.62	JC Hutchins (117GA, 815min)	2006
	8.62 Will Haas (103GA, 717min)	2014
5. 9.58	Drew Goethals (109GA, 683min)	2015

10	Sean Dobbs vs. Mars Hill	3/5/05
10	Geoff Griffiths vs. St. Joseph's	3/4/08
8.	Several with 9.	

MOST SHOTS

PL.	SH'S PLAYER & OPPONENT	DATE
1.	17 Austin Shanks vs. Air Force	4/4/15
2.	15 Garrett Kikot vs. St. Vincent	4/16/05
3.	14 Garrett Kikot vs. Wheeling Jesuit	3/18/05
4.	13 Garrett Kikot vs. Mars Hill	3/5/05
	13 Tucker Ciessau at Marquette	4/1/14
6.	Several with 12	

MOST SAVES

PL.	SVS PLAYER & OPPONENT	DATE
1.	23 J.C. Hutchins vs. Butler	3/26/06
	23 Dillon Ward vs. VMI	3/16/11
3.	22 J.C. Hutchins vs. Quinnipiac	4/21/07
4.	20 J.C. Hutchins vs. Air Force	4/15/07
	20 Scott Bowles vs. Ohio State	4/30/11
	20 Dillon Ward at Denver	4/07/13
6.	19 J.C. Hutchins at Duke	3/31/07
	19 J.C. Hutchins at Butler	3/30/05

Team Single Game

MOST GOALS

PL.	GLS	OPPONENT	DATE
1.	23	at Pfeiffer	3/12/05
2.	22	vs. Mars Hill	3/5/05
3.	22	vs. WJU	3/18/05
4.	20	vs. Mercer	2/19/11
5.	18	at Oberlin	4/13/05
	18	vs. Detroit	2/14/09
	18	vs. R. Morris	3/21/10
8.		Five with 17.	

FEWEST OPPONENT GOALS

PL.	GLS	OPPONENT	DATE
1.	2	at Oberlin	4/13/05
2.	3	vs. R. Morris	4/10/05
	3	vs. St. Andrew's	4/29/06
	3	vs. Marquette	3/31/15
5.	4	at Marist	4/13/06
	4	vs. St. Joseph's	2/27/10
	4	vs. Detroit	3/15/13
	4	at Jacksonville	2/22/14
9.		Eight with 5.	

Game

MOST GOALS

PL.	GLS	PLAYER & OPPONENT	DATE
1.	10	Garrett Kikot vs. Wheeling Jesuit	3/18/05
2.	7	Sean Evans vs. Detroit	2/14/09
	7	Garrett Kikot at Pfeiffer	3/12/05
4.	6	Shawn Evans vs. Wittenberg	3/1/05
	6	Garrett Kikot vs. Mars Hill	3/5/05
	6	Shawn Evans at Pfeiffer	3/12/05
	6	Garrett Kikot at Robert Morris	4/19/06
	6	Garrett Kikot vs. St. Andrew's	4/29/06
	6	Cameron Gardner vs. Michigan	2/16/13
	6	Austin Shanks vs. Robert Morris	2/13/15

MOST ASSISTS

PL.	AST	PLAYER & OPPONENT	DATE
1.	6	Garrett Kikot vs. Mars Hill	3/5/05
2.	5	Garrett Kikot vs. Wagner	3/9/05
3.		Eight with four	

MOST POINTS

PL.	PTS	PLAYER & OPPONENT	DATE
1.	13	Garrett Kikot vs. Wheeling Jesuit	3/18/05
2.	12	Garrett Kikot vs. Mars Hill	3/5/05
3.	10	Garrett Kikot at Pfeiffer	3/12/05
4.	8	Shawn Evans vs. Wittenberg	3/1/05
	8	Shawn Evans at Pfeiffer	3/12/05
	8	Shawn Evans vs. Wheeling Jesuit	3/18/05
	8	Garrett Kikot vs. St. Vincent	4/16/05
	8	Garrett Kikot vs. St. Andrew's	4/29/06

MOST GROUNDBALLS

PL.	GB'S	PLAYER & OPPONENT	DATE
1.	11	Andrew Bulgarelli at Denver	4/6/12
	11	Bobby Snider vs. Manhattan	3/8/08
3.	10	Bobby Snider vs. Air Force	4/15/07
	10	Bobby Snider vs. St. John's	2/24/07
	10	Sean Dobbs vs. Kenyon	4/23/05

BOLD: Active player



DEREK HOPCROFT



ADAM GARDNER

PROGRAM RECORDS

FEWEST GOALS

PL.	GLS	OPPONENT	DATE
1.	1	at Duke	2/28/06
2.	2	vs. Notre Dame	3/18/06
3.	3	at Princeton	3/24/07
	3	at Notre Dame	3/20/07
	3	vs. Fairfield	2/29/14
6.	4	at Ohio State	4/2/08
	4	vs. Vermont	3/12/09
	4	at Bryant	4/18/09
9.	5	at Denver	4/7/08
	5	at Quinnipiac	4/26/08
	5	at Penn Quakers	4/27/13

MOST OPPONENT GOALS

PL.	GLS	OPPONENT	DATE
1.	21	at Virginia	4/22/06
	21	at Harvard	3/11/11
3.	20	at R. Morris	2/21/09
	20	at Quinnipiac	3/24/10
5.	18	at Duke	3/31/07
	18	at Robert Morris	3/19/11
7.	17	at Princeton	3/24/07
8.	16	at Michigan	2/7/15
9.	15	at N. Carolina	2/16/08
	15	Denver	4/23/11

MOST ASSISTS

PL.	AST	OPPONENT	DATE
1.	17	vs. Mars Hill	3/5/05
2.	16	vs. Detroit	2/14/09
3.	13	vs. WJU	3/18/05
	13	vs. R. Morris	3/21/10
	13	vs. Presbyterian	3/27/10
6.	12	at Pfeiffer	3/12/05

MOST POINTS

PL.	PTS	OPPONENT	DATE
1.	39	vs. Mars Hill	3/5/05
2.	35	at Pfeiffer	3/12/05
	35	vs. WJU	3/18/05
4.	34	vs. Detroit	2/14/09
5.	33	vs. R. Morris	3/1/08
6.	31	vs. R. Morris	3/21/10

MOST FACEOFFS WON

PL.	FO	OPPONENT	DATE
1.	23	vs. WJU	3/18/05
2.	22	vs. Presbyterian	3/27/10
3.	20	vs. Mercer	2/19/11
4.	19	at Jacksonville	2/13/10
5.	18	vs. Wagner	3/14/06
	18	vs. Catawba	4/2/05
	18	vs. Mars Hill	3/5/05

MOST GROUNDBALLS

PL.	GB'S	OPPONENT	DATE
1.	57	vs. Wittenberg	3/1/05
2.	56	at Pfeiffer	3/12/05
3.	55	vs. Mercer	2/19/11
4.	54	at Presbyterian	3/26/11
5.	52	vs. Mars Hill	3/5/05
6.	50	vs. Wheeling Jesuit	3/18/05
7.	49	vs. Wagner	3/14/06

MOST SHOTS

PL.	STS	OPPONENT	DATE
1.	57	vs. St. Andrew's	4/29/06
2.	52	vs. Hobart	4/14/12
	52	vs. Presbyterian	3/15/08

4.	51	vs. Mercer	4/26/14
5.	50	vs. Mercer	2/19/11
	50	vs. R. Morris	3/1/08

MOST SAVES

PL.	SVS	OPPONENT	DATE
1.	24	vs. Ohio State	4/30/11
2.	23	vs. Butler	3/26/06
	23	vs. VMI	4/16/11
4.	22	vs. Quinnipiac	4/21/07
	22	at Maryland	3/7/11
6.	21	at R. Morris	3/19/11
7.	20	at Denver	4/7/13
	20	vs. Air Force	4/15/07
	20	at Duke	3/31/07

8.	426	2006
9.	406	2015

MOST SAVES

1.	212	2013
2.	205	2011
3.	179	2007
4.	172	2010
5.	171	2006
6.	147	2005
7.	146	2009
8.	133	2008
9.	130	2015

FEWEST GOALS AGAINST

1.	103	2014
2.	113	2013
3.	116	2015
4.	122	2005
5.	124	2012
6.	134	2006
7.	139	2008
8.	146	2007
9.	148	2009

MOST FACEOFFS WON

1.	176	2010
2.	169	2008
3.	167	2009
4.	163	2011
5.	158	2005
6.	157	2007
7.	135	2013
8.	131	2015
9.	129	2012

Team Single Season

MOST POINTS

1.	324	2005
2.	254	2010
3.	231	2011
4.	219	2009
5.	201	2008
6.	206	2013
7.	199	2006
8.	184	2015
9.	182	2014

MOST GOALS

1.	209	2005
2.	153	2011
3.	152	2010
4.	136	2009
5.	126	2008
6.	125	2006
7.	125	2013
8.	119	2015
9.	113	2014

MOST ASSISTS


1.	115	2005
2.	102	2010
3.	83	2009
4.	81	2013
5.	78	2011
6.	75	2008
7.	74	2006
8.	69	2014
9.	65	2015

MOST GROUNDBALLS

1.	582	2005
2.	492	2011
3.	481	2006
4.	446	2008
5.	432	2007
6.	419	2010
7.	398	2009
8.	385	2013
9.	361	2012

MOST SHOTS

1.	504	2011
2.	498	2005
3.	491	2009
4.	488	2008
5.	485	2010
6.	470	2013
7.	460	2014



SHAWN EVANS

HONORS

All-Conference

2015 (SoCon)

Tucker Ciessau	First Team
Colin Hart	First Team
Austin Shanks	First Team
Taylor Stuart	First Team

2014 (ECAC)

Bobby Schmitt	First Team Specialist of the Year
Sean Joyce	Second Team
Tucker Ciessau	All-Rookie Team

2013 (ECAC)

Karsen Leung	First Team
Dillon Ward	First Team Goalie of the Year
Sean Joyce	Second Team
Bobby Schmitt	Second Team
Kevin Burns	Coach of the Year

2012 (ECAC)

Bobby Schmitt	All-Rookie Team
---------------	-----------------

2010 (ECAC)

Derek Hopcroft	First Team
Sean Doyle	Second Team

2009 (GWLL)

Derek Hopcroft	Second Team
----------------	-------------

2008 (GWLL)

Geoff Griffiths	Second Team
-----------------	-------------

Conference Weekly Awards

2015 (SoCon)

4/7 Austin Shanks	Offensive POW
-------------------	---------------

2014 (ECAC)

2/17 Tucker Ciessau	Rookie of the Week
Will Haas	Defensive POW
2/24 Tucker Ciessau	Rookie of the Week
3/3 Austin Shanks	Rookie of the Week

Division I All-Americans



Dillon Ward
(2013)

- USILA Third Team Goalie



Bobby Schmitt
(2014)

- USILA honorable mention, Long Stick Midfielder

2013 (ECAC)

2/19 Bobby Schmitt	Specialist of Week
4/1 Bobby Schmitt	Specialist of Week

2012 (ECAC)

3/19 Dillon Ward	Defensive POW
------------------	---------------

2010 (ECAC)

3/1 Dillon Ward	Defensive POW
3/22 Chase Williams	Offensive POW
4/19 Dillon Ward	Rookie of the Week
5/3 Sean Doyle	Offensive POW

Conference Monthly Awards

2015 (SoCon)

March: Colin Hart	Defensive POM
-------------------	---------------

USILA Scholar All-American

2015: Colin Hart

NATIONAL LACROSSE LEAGUE DRAFT PICKS

2014

Chad Mitchell - Edmonton Rush (5th rd.-44th overall)
Cameron Gardner - Calgary Roughnecks (5th rd.-45th overall)

2013

Dillon Ward - Colorado Mammoth (1st rd.-3rd overall)
Karsen Leung - Calgary Roughnecks (1st rd.-10th overall)

2012

Colton Clark - Colorado Mammoth (1st rd.-9th overall)

2010

Jarrett Davis-Rochester Knighthawks (1st rd.-5th overall)
Derek Hopcroft-Calgary Roughnecks (2nd rd.-17th overall)
Chase Williams Minnesota Swarm (6th rd.-54th overall)

2009

Bob Snider-Philadelphia Wings (2nd rd.-16th overall)

2008

Jamie Floris-Edmonton Rush (1st rd.-4th overall)
Sean Thomson-Philadelphia Wings (1st rd.-9th overall)
Geoff Griffiths-Chicago Shamrox (2nd rd.-19th overall)
Dilan Graham-Boston Blazers (4th rd.-37th overall)
Bryan Johnson-Calgary Roughnecks (5th rd.-50th overall)

2007

Tom Johnson-San Jose Stealth (1st rd.-7th overall)
Justin Norbraten-Minnesota Swarm (1st rd.-9th overall)

2006

Kyle Sorenson-San Jose Stealth (1st rd.-2nd overall)
Garrett Kikott-New York Titans (3rd rd.-26th overall)


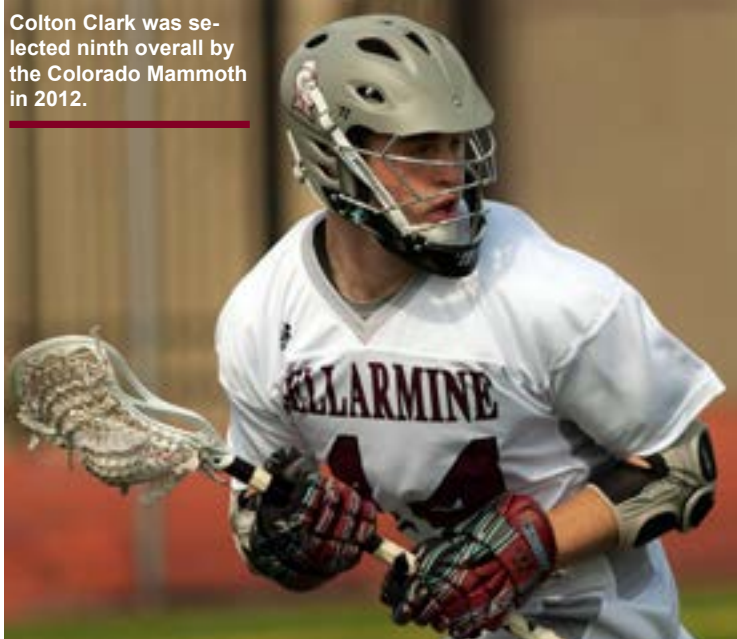
2005

Shawn Evans-Rochester Knighthawks (1st rd.-2nd overall)



Dillon Ward was selected third overall in the 2013 NLL draft by the Colorado Mammoth.

Colton Clark was selected ninth overall by the Colorado Mammoth in 2012.



Karsen Leung was drafted 10th overall by the Calgary Roughnecks in 2013.

PROGRAM RECORDS

ALL-TIME COACHING RECORDS

Year	Record	Coach (career record)
2015	4-8	Kevin Burns (22-28)
2014	7-5	Kevin Burns
2013	7-7	Kevin Burns
2012	4-8	Kevin Burns
2011	4-11	Bart Sullivan (4-11)
2010	9-6	Jack McGetrick (45-41)
2009	6-8	Jack McGetrick
2008	7-7	Jack McGetrick
2007	3-10	Jack McGetrick
2006	7-8	Jack McGetrick
2005	13-2	Jack McGetrick

SoCon Games

Year	Record	Coach
2015	2-4	Kevin Burns

ECAC Games

Year	Record	Coach
2014	0-4	Kevin Burns
2013	3-4	Kevin Burns
2012	0-4	Kevin Burns
2011	0-6	Bart Sullivan
2010	3-4	Jack McGetrick

GWLL Games

Year	Record	Coach
2009	0-5	Jack McGetrick
2008	0-5	Jack McGetrick
2007	1-4	Jack McGetrick

Kevin Burns has been leading Bellarmine since 2012.



All-Time Series Records

Air Force	3-7	Jacksonville	3-0	Pfeiffer	1-0
Binghamton	2-0	Kenyon	1-0	Presbyterian	4-0
Brown	0-2	Lafayette	1-0	Princeton	0-1
Bryant	0-2	Limestone	0-1	Quinnpiac	0-4
Butler	0-2	Loyola	0-4	Richmond	0-1
Catawba	1-0	Marist	1-0	Robert Morris	7-3
Dartmouth	1-0	Manhattan	1-1	St. Andrew's	2-0
Delaware	0-1	Marquette	2-1	St. John's	1-0
Denver	0-9	Mars Hill	1-0	St. Joseph's	3-0
Detroit	6-1	Maryland	0-4	St. Vincent	1-0
Duke	0-2	Mercer	4-1	Vermont	0-2
Fairfield	2-4	Mercyhurst	1-0	Virginia	0-3
Furman	1-1	Michigan	2-2	Virginia Military Institute	6-0
Hartford	1-0	North Carolina	0-2	Wagner	5-0
Harvard	0-1	Notre Dame	0-4	Wheeling Jesuit	1-0
High Point	1-1	Oberlin	1-0	Wittenberg	1-0
Hobart	2-2	Ohio State	1-8		
Holy Cross	1-0	Penn - Quakers	0-1		

SEASON RESULTS

2005 SEASON (13-2)

DATE	OPPONENT	W/L	SCORE
3/1	at Wittenberg	W	11-7
3/5	Mars Hill	W	22-10
3/9	at Wagner	W	11-7
3/12	at Pfeiffer	W	23-5
3/18	Wheeling Jesuit	W	22-9
3/26	at St. Andrew's	W	14-11
3/30	at Butler	L	7-8
4/2	Catawba	W	15-8
4/6	at Virginia MiL. Institute	W	11-9
4/10	Robert Morris	W	13-3
4/13	at Oberlin	W	18-2
4/16	St. Vincent	W	15-11
4/20	at Mercyhurst	W	13-12OT
4/23	Kenyon	W	7-6
4/30	at Limestone	L	7-14

2006 SEASON (7-8)

DATE	OPPONENT	W/L	SCORE
2/28	at No. 1 Duke	L	1-16
3/4	Virginia Military Institute	W	13-8
3/11	at Brown	L	6-9
3/14	Wagner	W	13-5
3/18	No. 12 Notre Dame	L	2-8
3/24	vs. No. 16 Binghamton N	W	9-4
3/26	vs. Butler	L	7-8 3OT
4/1	at Quinnipiac	L	8-9 2OT
4/7	at No. 19 Denver	L	5-13
4/9	at Air Force	L	7-9
4/12	at Holy Cross	W	12-11OT
4/15	at Marist	W	10-4
4/19	at Robert Morris	W	9-6
4/22	at No. 1 Virginia	L	10-21
4/29	St. Andrew's	W	13-3

2007 SEASON (3-10, 1-4 GWLL)

DATE	OPPONENT	W/L	SCORE
2/17	at No. 6 Maryland	L	6-11
2/24	St. John's	W	12-11
3/3	Manhattan	L	7-8 OT
3/7	at No. 15 North Carolina	L	6-10
3/13	at No. 19 Brown	L	8-9
3/20	at No. 19 Notre Dame*	L	3-11
3/24	at No. 8 Princeton	L	3-17
3/31	at No. 5 Duke	L	9-18
4/3	at Wagner	W	12-8
4/7	Ohio State*	L	9-13
4/13	Denver*	L	7-9
4/15	Air Force*	W	16-10
4/21	Quinnipiac*	L	6-11

*GWLL contest

2008 SEASON (7-7, 0-5)

DATE	OPPONENT	W/L	SCORE
2/16	at No. 10 North Carolina	L	2-15
2/23	Virginia Military Institute	W	8-5
3/1	Robert Morris	W	20-9
3/4	St. Joseph's	W	12-9
3/8	Manhattan N	W	8-7 OT
3/15	Presbyterian	W	16-5
3/18	Wagner	W	7-4
3/23	at Vermont	L	7-9
3/29	No. 7 Notre Dame*	L	7-19
4/2	at No. 17 Ohio State*	L	4-20
4/11	at Air Force Academy*	L	8-13
4/13	at No. 18 Denver*	L	12-14
4/20	at Lafayette	W	10-4
4/26	at Quinnipiac*	L	5-6

*GWLL contest

2009 SEASON (6-8, 0-5 GWLL)

DATE	OPPONENT	W/L	SCORE
2/14	Detroit	W	18-8
2/21	at Robert Morris	L	11-20
2/28	at VMI	W	14-6
3/4	at Saint Joseph's	W	8-7
3/8	at Wagner	W	14-8
3/12	Vermont	L	4-11
3/18	vs Binghamton	W	9-7
3/21	at Presbyterian	W	14-9
3/25	at Notre Dame*	L	6-11
3/29	Denver*	L	9-12
4/4	Ohio State*	L	7-11
4/11	Air Force*	L	7-12
4/18	at Bryant	L	4-14
4/25	Quinnipiac*	L	11-12

*GWLL Games

2010 SEASON (9-6, 3-4 ECAC)

DATE	OPPONENT	W/L	SCORE
2/6	at Detroit-Mercy	W	12-8
2/13	at Jacksonville	W	14-13
2/20	Maryland	L	7-12
2/27	at St. Joseph's (PA)	W	10-4
3/3	Loyola**	L	8-14
3/10	Bryant	L	4-13
3/13	at Hartford	W	8-7
3/21	Robert Morris	W	18-15
3/27	Presbyterian	W	17-12
4/3	Fairfield**	L	4-13
4/9	at Denver**	L	8-13
4/11	at Air Force**	W	11-10
4/17	Hobart**	W	10-5
4/24	at Quinnipiac**	L	7-20
5/1	at Ohio State**	W	14-13OT

**ECAC games

2011 SEASON (4-11, 0-6 ECAC)

DATE	OPPONENT	W/L	SCORE
2/12	Detroit	W	9-6
2/19	Mercer	W	20-6
2/27	at No. 16 Delaware	L	11-12OT
3/5	at No. 10 Loyola**	L	6-9
3/7	at No. 8 Maryland	L	8-12
3/11	at Harvard	L	10-21
3/13	at Hartford	L	9-14
3/16	VMI	W	9-8
3/19	at Robert Morris	L	10-18
3/26	at Presbyterian	W	17-7
4/2	at Fairfield**	W	11-13
4/9	Air Force**	L	7-12
4/16	Hobart**	L	10-13
4/23	Denver**	L	9-15
4/23	Ohio State**	L	7-13

**ECAC games

2012 SEASON (4-8, 0-6 ECAC)

DATE	OPPONENT	W/L	SCORE
2/11	Robert Morris	L	8-9
2/18	at Mercer	W	13-5
3/3	No. 2 Loyola**	L	8-11
3/6	at Dartmouth	W	12-10
3/17	at Michigan**	W	13-9
3/24	at Ohio State**	L	2-13
3/31	No. 15 Fairfield**	L	8-9
4/6	at No. 13 Denver**	L	6-12
4/8	at Air Force**	L	8-12
4/14	Hobart**	L	13-14
4/21	at Detroit	W	9-8
4/28	at No. 10 Maryland	L	7-12

**ECAC games

2013 SEASON (7-7, 3-4 ECAC)

DATE	OPPONENT	W/L	SCORE
2/9	at Robert Morris	W	9-8
2/16	Michigan**	W	12-6
2/23	vs High Point	W	12-5
3/2	Loyola**	L	6-8
3/5	Detroit	W	10-4
3/9	Air Force**	W	11-10
3/16	Mercer	W	12-5
3/23	Ohio State**	L	7-9
3/30	at Fairfield**	W	8-7
4/7	at Denver**	L	10-11
4/13	Hobart**	L	8-9
4/20	at Virginia	L	7-12
4/23	Marquette	L	8-9
4/27	at Penn Quakers	L	5-10

**ECAC games

2014 SEASON (7-5, 0-4 ECAC)

DATE	OPPONENT	W/L	SCORE
2/15	Robert Morris	W	10-7
2/22	@Jacksonville (Fla.)	W	8-4
3/1	Furman	W	13-7
3/4	@Detroit	W	12-8
3/8	@Air Force**	L	9-13
3/15	Michigan**	L	10-11
3/21	@Ohio State**	L	7-10
3/29	Fairfield**	L	3-9
4/1	@Marquette	W	10-7
4/5	High Point	W	10-9
4/19	@Virginia	L	8-12
4/26	@Mercer	W	13-6

**ECAC games

2015 SEASON (4-8, 2-4 SoCon)

DATE	OPPONENT	W/L	SCORE
2/7	@Michigan	L	9-16
2/13	@Robert Morris	W	13-10
2/27	Ohio State	L	7-8
3/1	Detroit	L	11-14
3/14	@Furman**	L	7-9
3/21	VMI**	W	17-7
3/28	@Mercer**	L	6-8
3/31	No. 13 Marquette	W	9-3
4/4	vs. Air Force N	L	8-11
4/11	Jacksonville**	W	17-9
4/18	Richmond**	L	6-11
4/25	@High Point**	L	9-10

**SoCon games